





Greyhound Style Combs



Item NO.	Description	LxWxD (cm)	Teeth Lng.
1 11AA906GPP	25 Coarse+38 fine teeth, 50%fine, Purple	18.8 x 4.0 x 0.4 cm	3.1
2 11AA906GPR9	25 Coarse+38 fine teeth, 50%fine, Red	18.8 x 4.0 x 0.4 cm	3.1
3 11AA919GPB2	34 Coarse+18 fine teeth, 20%fine, Black Pearl	18.8 x 4.0 x 0.4 cm	3.1
4 11AA919GP08	34 Coarse+18 fine teeth, 20%fine, Orange	18.8 x 4.0 x 0.4 cm	3.1

Greyhound Style Combs




* Bronze engraved spine

Item NO.	Description	LxWxD (cm)	Teeth Lng. (cm)
1	11BB900EAA 26 coarse+37 fine teeth, 50% fine, CP, extra-long	19.0x4.0x0.4	3.2
2	11BB900AA 26 coarse+37 fine teeth, 50% fine, CP	19.0x3.3x0.4	2.4
3	11BB700AA 23 coarse+39 fine teeth, 50% fine, CP	15.5x3.0x0.4	2.2
4	11BB490AA 33 long+32 short teeth, CP, shedding comb	14.8x2.7x0.4	2.0 / 1.5
5	11BB300AA 27 coarse+53 fine teeth, 50% fine, CP	13.0x2.2x0.4	1.6
6	11BB010AA 62 teeth, rectangular handle, CP	6.7x3.5x0.4	1.1


Greyhound Style Combs

Greyhound Style Combs have combination teeth of provide the most flexibility in use. Perfect for basic and refined grooming. Always comb in the direction of hair growth. Use wider-space teeth to untangle any mats that are present and to fluff large areas. The use finer end of comb for finer coats, and around eyes, ears, nose and feet.



Electroplating:
CP= Chrome Plated
ED= Electro Coated

Item NO.	Description	LxWxD (cm)	Teeth Lng.
1	11AC900EAA 26 coarse+ 37 fine teeth, 50% fine, CP,extra-long teeth	19.0 x 3.7 x 0.6	3.2
2	11AC900AA 26 coarse+ 37 fine teeth, 50% fine, CP	19.1 x 3.3 x 0.6	2.7
3	11AC700AA 23 coarse+ 39 fine teeth, 50% fine, CP	15.5 x 2.8 x 0.6	2.2



Electroplating:
CP= Chrome Plated
ED= Electro Coated

Item NO.	Description	LxWxD (cm)	Teeth Lng.
1	11AA500AA 23 coarse+ 39 fine teeth, 50% fine, CP	15.8 x 4.1 x 0.4	2.2
2	11AA900AA 26 coarse+ 37 fine teeth, 50% fine, CP	19.0 x 3.3 x 0.4	2.4
3	11AA900EAA 23 coarse+ 39 fine teeth, 50% fine, CP, extra-long teeth	19.0 x 4.0 x 0.4	3.1
4	11AA700AA 23 coarse+ 39 fine teeth, 50% fine, CP	15.5 x 2.7 x 0.4	3.1
5	11AA300BA 27 coarse+ 53 fine teeth, 50% fine, CP	13.0 x 2.2 x 0.4	1.6