

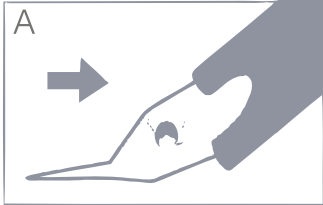




Tick Remover

Indispensable grooming tool to remove ticks. It features a stainless-steel wire loop with ergonomic handle for easy to use. tool. Idea for dogs and cats.



Instructions:

1. Brush the hair back to reveal the tick.
2. Place the tool on the dog's skin, with the largest part of the wire loop directly over the tick.
3. Slowly, but firmly, pull the tool ensuring the tick is trapped in the smaller part of the wire loop.

Item NO.	Description	LxW (cm)
1 24EAV	Tick remover	9.1x2.2x1.5

